

Things you will need:

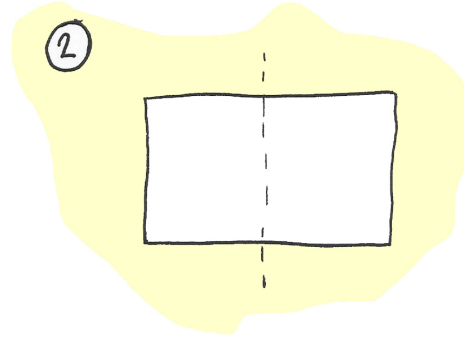

Photos
Ribbon/String/Wool
Stickers
Pens
Glue dots
Scissors
Thick A4 paper



NOTE:


This is maybe an activity you do yourself to surprise your Little Trooper with before you go away.

Don't forget to share the pictures of your While I'm Away book with us on our Little Troopers Facebook page. #CraftyLittleTroopers



Choose pictures of you and your little Trooper together, you in your uniform, the whole family together, favourite pets and toys, favourite foods. You know your little one and what makes them smile the best.


Make your pages by cutting in half the A4 paper. Make as many pages as you think will suit your Little Trooper.



Punch holes in the corner of each page.

Create a collage on each page/leave room to write underneath.

Page 1/2



You don't have to use our words but Some ideas for pages could be...

I love you no matter how far apart we are.

I cant wait to get home and give you hugs.

Dont forget to - (help mummy/daddy,brush your teeth, play with your sister/brother, eat your peas etc

I may be away from home but my love stays with you all the time.

Once you have created your pages.Tie them all together at the corner.Don't forget to have a cover!!

Give it to your Little Trooper before you go away.



Page 2/2